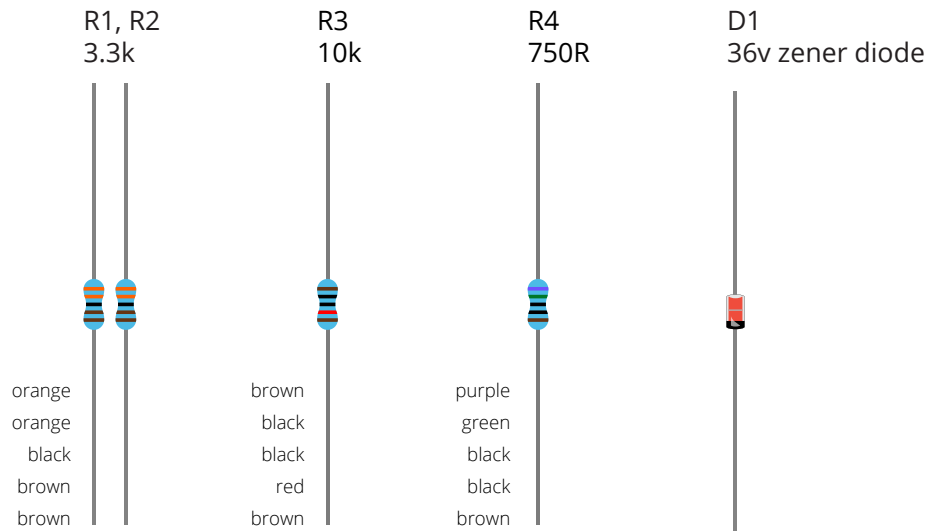


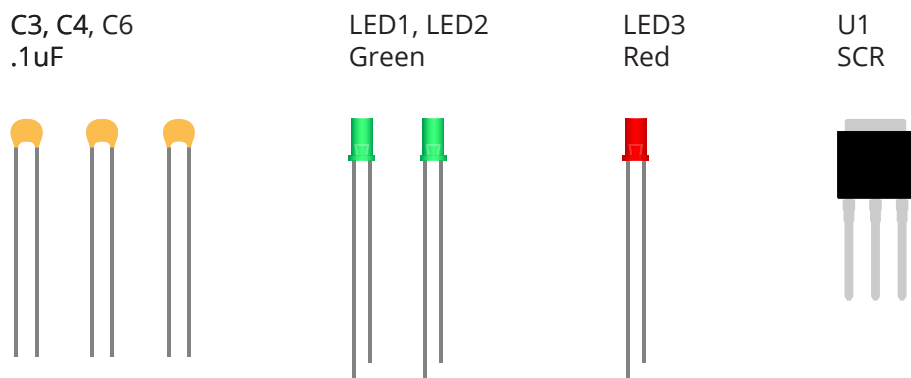
1

Resistors and Diode



2

Capacitors, LEDs, Switches, and Inductors



2

Capacitors, LEDs, and Power Resistors *continued*

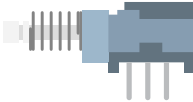
CON1
2-pin header



2-pin shunt



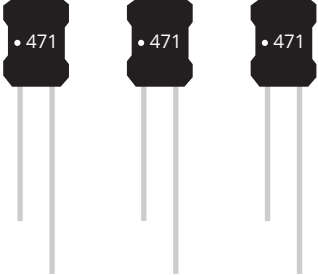
SW1
DPDT Switch



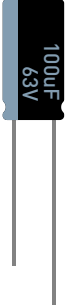
Switch cap




L1, L2, L3
Inductors



C5
100uF



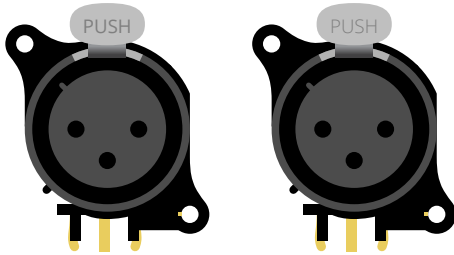
C1, C2
2200uF



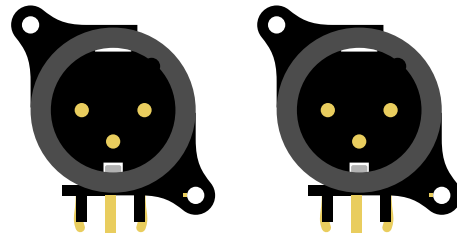
3

XLR Jacks and Standoff

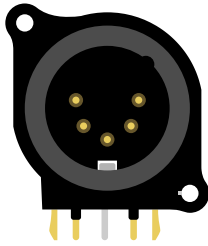
J2, J4
3-pin XLR female



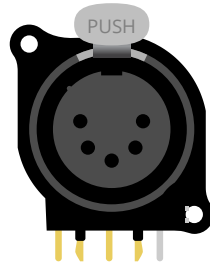
J1, J3
3-pin XLR male



J6
5-pin XLR male



J5
5-pin XLR female



Standoff Screw




Standoffs



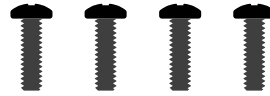
4

Card Edge Connectors

Card edge connectors



Card edge screws



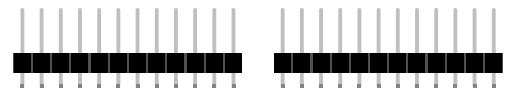
Card edge bracket



H1-H4
L-bracket to MB screws




CON1, CON2
Headers to connect daughterboard




5

Chassis Screws

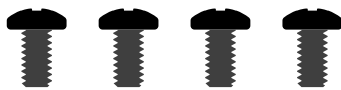
Front panel screws



Jack rear panel screws



Rear panel screws



Lock washers

