

FF1 Colour Component Sorting Sheet

For the full, step-by-step assembly guide, visit manuals.diy.re/ff1

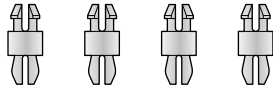
1

Connectors

CON1
8-pin header



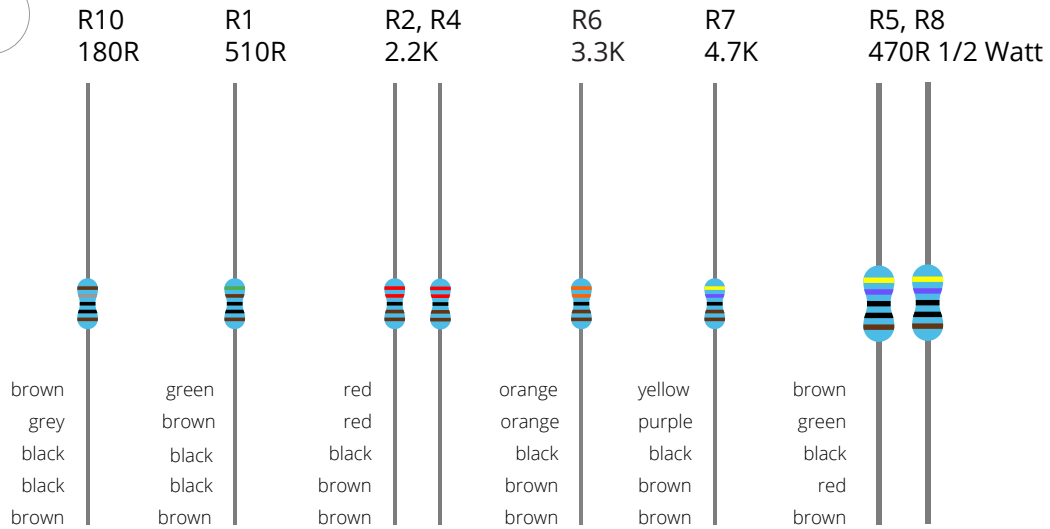
Snap-in standoffs



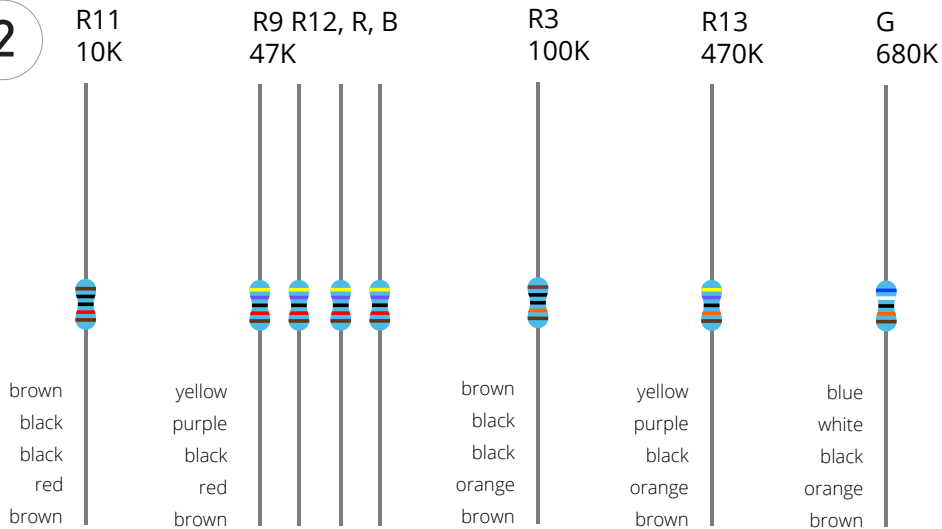
2

Resistors

1




2



3

Capacitors, and Diodes

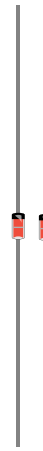
C1, C2, C3, C4, C5
100uF electrolytic caps



CB1, CB2
0.1 uf ceramic caps



D1, D2
5.1 V zener diodes



4

Transistors, IC, and Socket

T1
2N3904



T2
2N2369A



IC1
Socket



IC1
NE5532P

