

For the full, step-by-step assembly guide, visit diy.re/fa38-manual

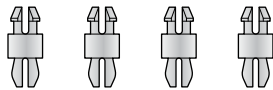
1

Connectors

CON1
8-pin header

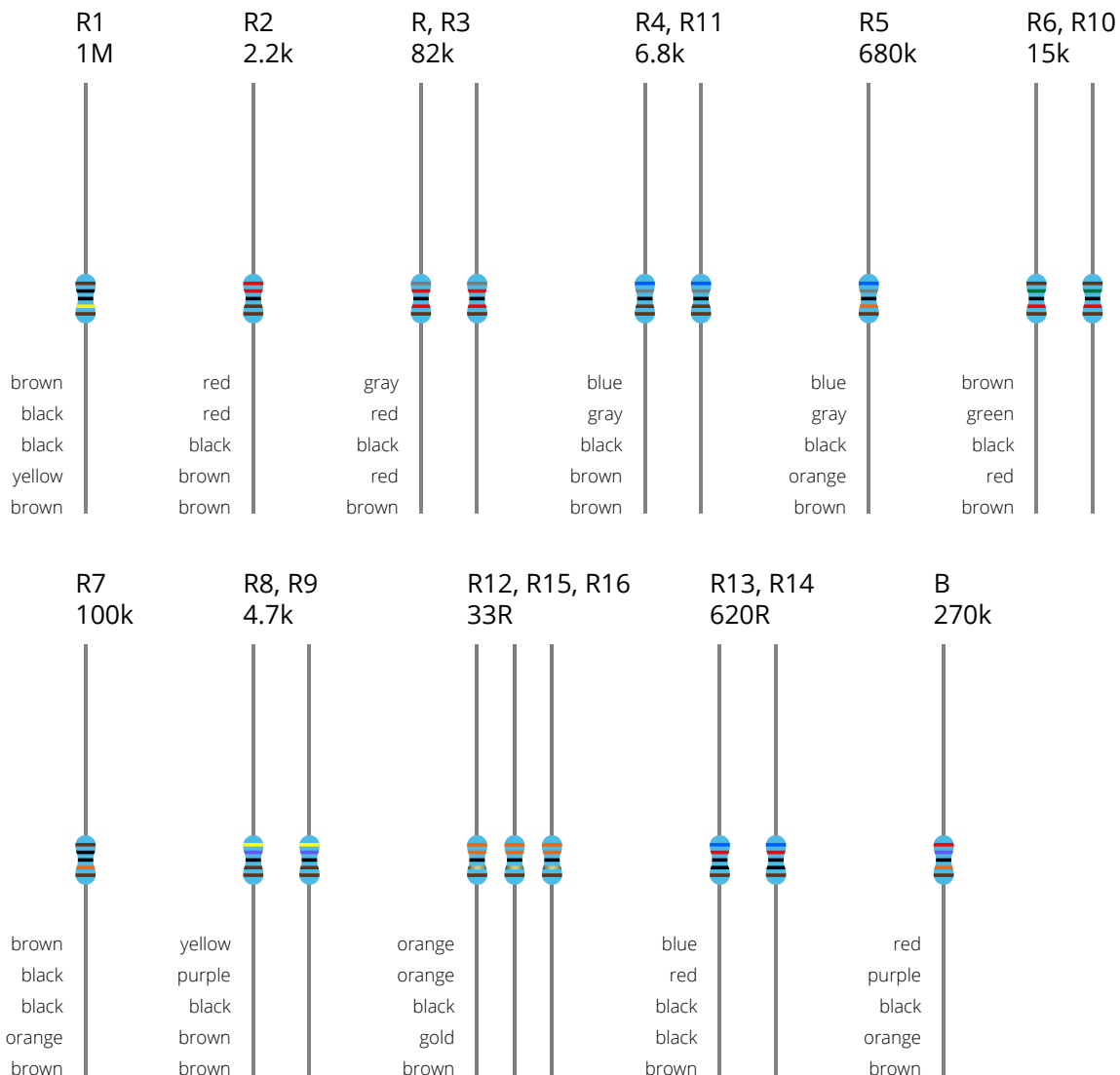


Snap-in standoffs



2

Resistors




3

Capacitors and Diodes


C1
6.8u tantalum cap



C2
4700pF film cap



C3, C4, C6
22uF caps



C5
220uF electrolytic cap




C7
220pF film cap



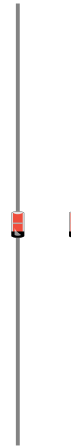
C8
47pF film cap



C9, C10, C11
100uF electrolytic caps




D1, D2
1N4148 diodes




4

Transistors

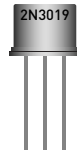
T1, T4
BC550C



T2, T3 (marked with
BC557C silver on top)



T5
2N3019



T6
2N2905A

