

CTX mkII Colour Component Sorting Sheet

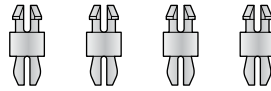
For the full, step-by-step assembly guide, visit
diy.re/ctx-manual

1 Connectors

CON1
8-pin header



Snap-in standoffs



DOA sockets



2 Resistors

R1, R4
249R



red
yellow
white
black
brown

R2
100k



brown
black
black
orange
brown

R3
100R



brown
black
black
black
brown

R5
10k



brown
black
black
red
brown

R6
4.7k



yellow
purple
black
brown
brown

R7
47k



yellow
purple
black
red
brown

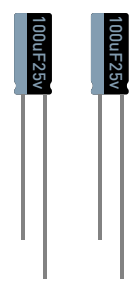
3

Capacitors

C1
0.1uF film cap



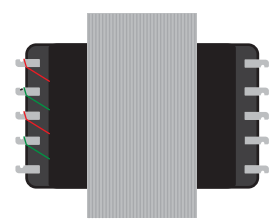
C2, C3
100uF electrolytic caps



4

Transformer

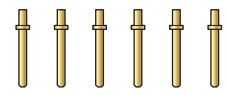
X1
1:1 transformer



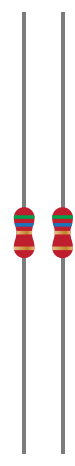
5

Discrete Opamp

DOA pins




R11, R12
5.6R 1W




green
blue
gold
gold

Q1, Q2
BC550C



Q7
BD139



Q8
BD140

